

POS Release Note 5.0.30.166

Enhancement:

ID	Description
9651	Pos User Maintenance: Support "Copy From" and "Copy To".
9700	Find Transaction and Recall bill allow to search by member phone no.
	Further optimize synchronization.

Document Prepared by Jacky

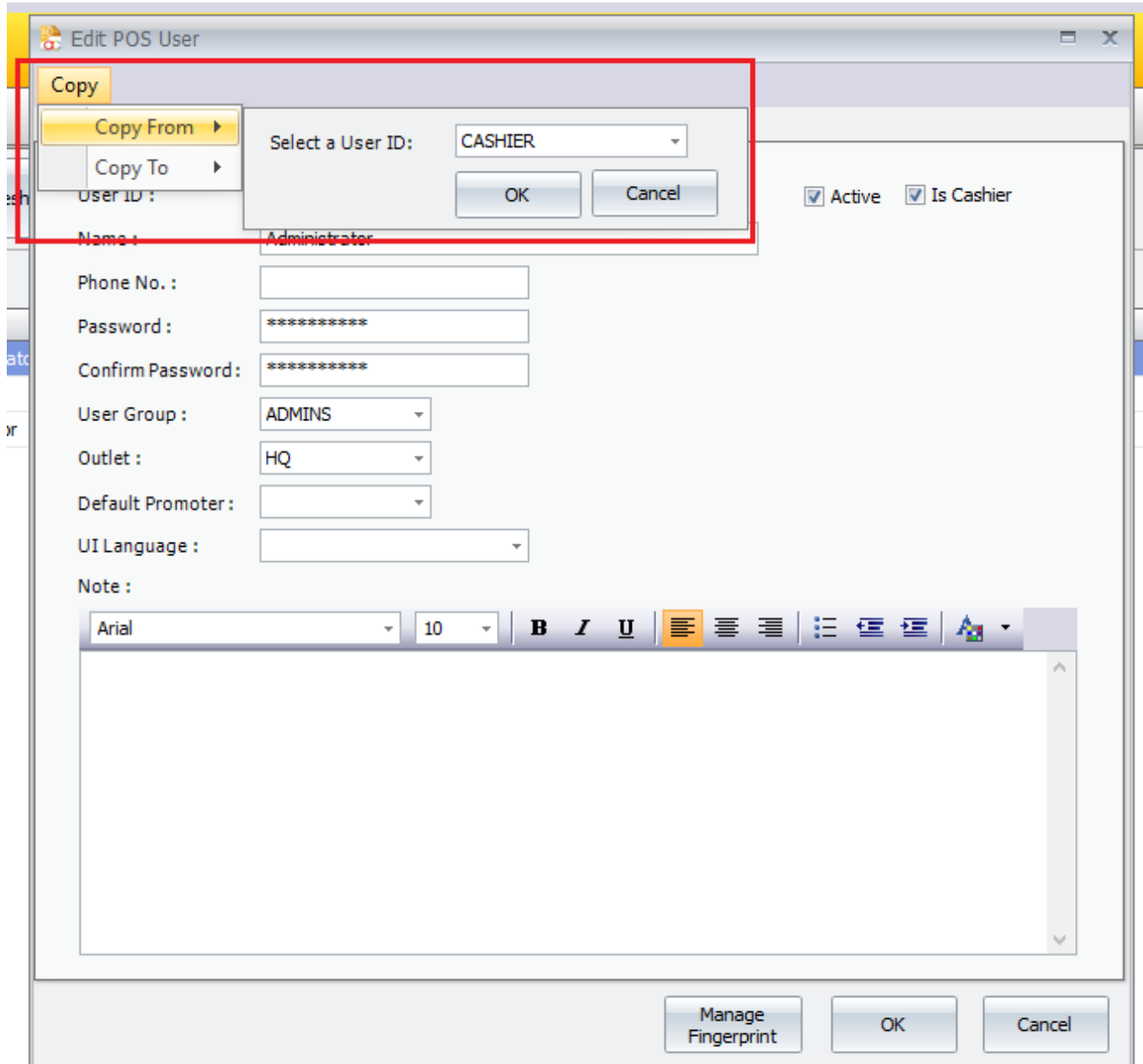
Last Modified 29th June 2021

Highlights of Changes in 5.0.30.166

ID: 9651 Pos User Maintenance: Support “Copy From” and Copy To”.

When your client have a lot of outlet and staff, instead of open new every time you want to create a new set of userID, you can just copy from existing user or existing user copy to new userID.

To set, go to **Point Of Sales > Maintenance > Pos User Maintenance > New/Edit**













The screenshot shows the 'Edit POS User' window. A red box highlights the 'Copy' dropdown menu, which has 'Copy From' and 'Copy To' options. The 'Copy From' option is selected, and a sub-dialog box is open for selecting a user ID. The sub-dialog shows 'CASHIER' as the selected user ID. The main window contains the following fields and controls:










- User ID :** (text field)
- Name :** Administrator
- Phone No. :** (text field)
- Password :** (password field, masked with asterisks)
- Confirm Password :** (password field, masked with asterisks)
- User Group :** ADMINS (dropdown menu)
- Outlet :** HQ (dropdown menu)
- Default Promoter :** (text field)
- UI Language :** (dropdown menu)
- Note :** (rich text editor with toolbar)
- Active :** ☒ (checkbox)
- Is Cashier :** ☒ (checkbox)

At the bottom of the window are buttons for 'Manage Fingerprint', 'OK', and 'Cancel'.

ID: 9700 Find Transaction and Recall Bill allow to search by member phone no.

Starting this new version, user now able to search customer phone number as their criteria. Some member does not remember their own Member ID but they do remember their own number. You can search base on that.

Find Transaction		 Search  Detail  Customer Information  Void / Unvoid  Preview Receipt  Reprint Receipt  Copy to New Transaction  Close									
Date from	29/06/2021	to	29/06/2021								
Keyword	<input type="text"/>			 							
<input checked="" type="checkbox"/> Document No. <input type="checkbox"/> Terminal ID <input type="checkbox"/> Debtor Code <input type="checkbox"/> Debtor Name <input type="checkbox"/> Member No. <input type="checkbox"/> Member Name <input type="checkbox"/> Member Phone											
<input type="checkbox"/> Cashier ID <input type="checkbox"/> Promoter ID <input type="checkbox"/> Item Code <input type="checkbox"/> Item Group <input type="checkbox"/> Item Type <input type="checkbox"/> Row Remark											

Load Hold Bill		 Search  Detail  Delete  Preview  Print  OK  Cancel									
Date :	<input type="text" value="29/06/2021"/>										
Keyword :	<input type="text"/>			 							
<input checked="" type="checkbox"/> Doc No. <input type="checkbox"/> Terminal ID <input type="checkbox"/> Debtor Code <input type="checkbox"/> Debtor Name <input type="checkbox"/> Member No. <input type="checkbox"/> Member Name <input type="checkbox"/> Member Phone											
<input type="checkbox"/> Cashier ID <input type="checkbox"/> Promoter ID <input type="checkbox"/> Item Code <input type="checkbox"/> Item Group <input type="checkbox"/> Item Type <input type="checkbox"/> Row Remark											